

LESSON PLANS FOR ADULT EDUCATORS/TEACHERS/TRAINERS

Module Name: Communication & Collaboration	
Topic 2 Title: Social media	
Lesson Plan 12 – Create Facebook posts	
Duration: 90 minutes	
Aim	The main goal of this lesson plan is to provide all the necessary information how to create Facebook posts and post them on a timeline and to a group.
Target Group	Adults (seniors)
Facility/ Equipment	<ul style="list-style-type: none"> ● Classroom ● Internet access ● Projector ● White board
Tools/ Materials	<ul style="list-style-type: none"> ● Handout 1 ● Handout 2 ● Handout 3 ● Handout 4
Main Tasks	<p>1. Task 1: Introduction</p> <p>1.1 Start this task with a video https://www.youtube.com/watch?v=YV8a6aBdjBU&ab_channel=AuxMode (2 mins)</p> <p>2. Task 2: Log in to your Facebook account</p> <p>3. Task 3: Create Facebook posts</p>

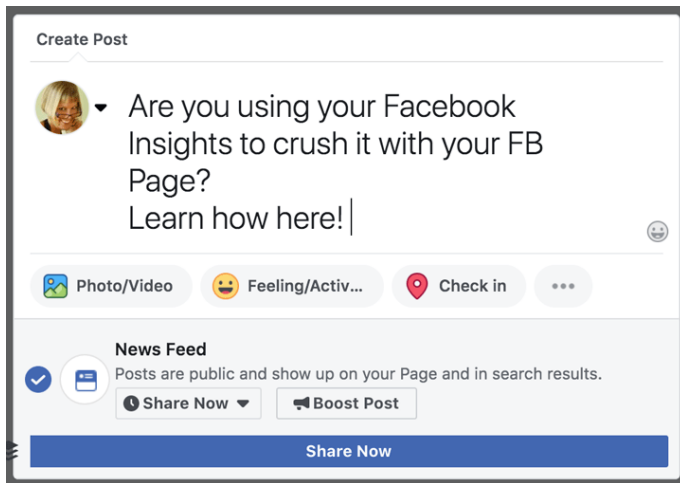


	<p>3.1 Adult trainers should explain to students what Facebook posts are (see Handout 1) (20 mins)</p> <p>3.2 Adult trainers should explain to students where they can post Facebook posts (20 mins)</p> <ul style="list-style-type: none"> ● Facebook timeline ● Friends' timeline ● Facebook group <p>3.3 Adult learners should explain to students how to create Facebook posts and post them on their timeline (20 mins)</p> <p style="text-align: center;">4. Task 4: Post on Facebook timeline</p> <p>4.1 Adult learners needs to create a post and post it in their timeline (see Handout 2) (20 mins)</p> <p style="text-align: center;">5. Task 5: Post on Facebook timeline</p> <p>5.1 Adult learners should explain to students how to create Facebook posts and post them on Friends' timeline (20 mins)</p> <p>5.1 Adult learners needs to create a post and post it in their timeline (see Handout 3) (20 mins)</p> <p style="text-align: center;">6. Task 6: Post on Facebook group</p> <p>5.1 Adult learners should explain to students how to create Facebook posts and post them on Facebook groups (20 mins)</p> <p>5.1 Adult learners needs to create a post and post it on Facebook group (see Handout 4) (20 mins)</p> <p style="text-align: center;">7. Task 7: Wrap-up (10 mins)</p>
--	---

HANDOUT 1: Facebook posts

FACEBOOK POSTS EXAMPLES

Text



Text (& Tag Friends)

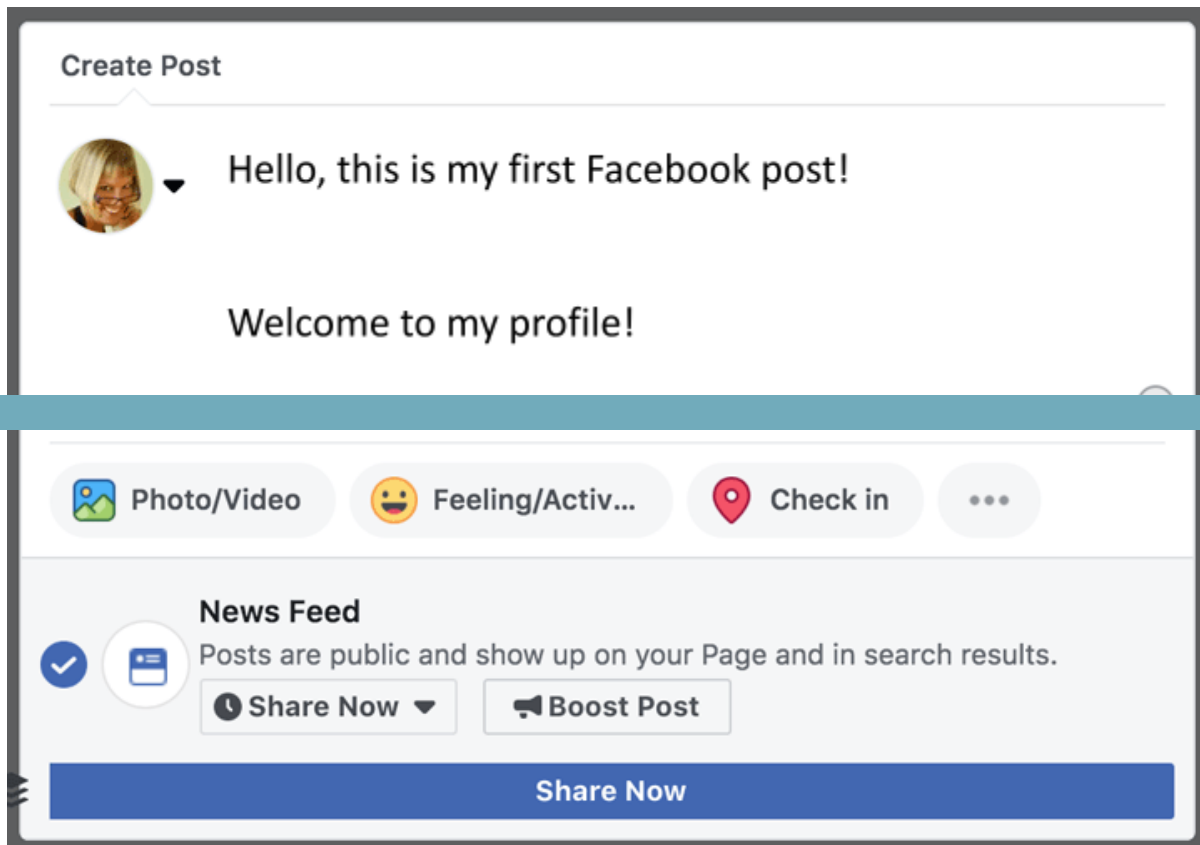


Text and Photo





This project has been funded with support from the European Commission. This communication reflects the views only of the author, and the Commission cannot be held responsible for any use which may be made of the information contained therein. Submission number: 2019-1-PT01-KA204-060701





HANDOUT 2: Facebook posts





HANDOUT 3: Facebook posts



Create Post

 Happy Birthday Maria!
Wish you all the best.
With love,
Your friend 

 Photo/Video  Feeling/Activ...  Check in 

News Feed

  Posts are public and show up on your Page and in search results.

 Share Now  Boost Post

Share Now



HANDOUT 4: Facebook posts

